

METTE PEDERSEN

Cost action 2103, advanced voice function assessment.

Conference in Crete
26th-27th April 2007

Cost action 2103

Work group 5

- Coordinator M. Pedersen MD
- Ear-Nose-Throat specialist.
Dr.Med.Sci
- delegate, Denmark, Ministry of
Science
- www.mpedersen.org
- Co-coordinator G Kubin Prof.
Dr. Techn.
- Institut für Signalverarbeitung
und Sprachkommunikation
- www.spssc.TUGraz.at

Workgroup 5

- **1. Coordination of actions in the Signatory countries (15 in EU) for raising public concern about evidence based voice disorders and quality of life.**
- **2. Provision of feedback of these new aspects to policy makers (and social services, legislators and others).**

A directive has been suggested in the European Union dividing voice laboratories in three categories with defined functions:

- ***1. standard equipped laboratories,***
- ***2. optimally equipped clinical laboratories***
- ***3. research laboratories, with adequate public funding.***

Acoustical Area

Standard equipment:

- Recording procedure: Audio file/digital recording
- Fundamental frequency with jitter
- Intensity with shimmer
- Spectral analysis (FFT, spectrography, LTAS, power spectrum)

Optimal equipment also:

- Recording procedure: digital recording
- Phonetograms for speech, singing and shouting
- Phonation index, diplophonia, multiphonia
- (Irregularity index), voice breaks
- Simultaneous video- and sound recording (for analysis)
- Signal-to-noise ratio & signal-to-harmonics ratio, nasality

Research equipment also:

- Stroboscopy combined with glottography
- Averaging of phonetograms
- Speech profile measurements
- Voice efficiency measurements in running speech (SPEAD)
- and others

Physiological Area

- **Standard equipment:**
- Stroboscopy
- Airflow measurements (Phonation time)

- **Optimal equipment also:**
- Electroglottography
- Respiratory measurements (long & short time)
- Air pressure and MFR
- Electromyography
- Articulographic measurements (three-dimensional magnetic sensor)
- Videokymography

- **Research equipment also:**
- Highspeed video films
- Videostrobolaryngoscopy with quantitative computing
- Instrumentation for brain flow- and other brain activity measurements
- Ultrasounds scanning, possibility of genetic studies
- and others

Perceptual and Psychological Area

- **Standard methods:**
- Listening *standard* voice quality test (GRBAS test?)
(Including nasality)
- Standardized methods for registration of patients' subjective statements of illness
(VHI)

- **Optimal methods also:**
- Objective speech acoustics related perception (Eyscholt)
- Objective musical acoustics related perception
- Video- and acoustic recording of speech and voice behavior (e.g. by stuttering)

- **Research methods also:**
- Objective registrations of moods at the physiological and acoustic level
- In coordination with brain function research

- The studies in the literature of the most frequent diagnoses of pathology in the larynx were evaluated in 2 systematic Cochrane reviews.

The first review focuses on surgical versus non-surgical treatment of vocal fold nodules. (reference 1)

- Using the methods of the Cochrane collaboration there is no evidence documenting the effects of neither surgical removal of vocal nodules nor speech therapy. There is a lack of prospective randomized studies with adequate control groups and follow-up.
- **No evidence was found of voice tests and objective acoustic measures.**

The second review focuses on acid reflux treatment for hoarseness. (reference 2)

- Even if a few studies were found with the correct research model the critics and reason for non-acceptance by the Cochrane collaboration was that the amount of patients in the different groups was too small, this means that the power of the studies was insufficient.
- **No evidence was found of voice tests, scores or objective measures.**

The references

- This kind of research is very expensive.
- REF 1. Pedersen M, McGlashan J (2000, update 2007) Surgical versus non-surgical interventions for vocal cord nodules: The Cochrane Library, Issue 1, 2004. Chichester, UK: John Wiley & Sons, Ltd.
- REF.2 Hopkins C, Yousaf U, Pedersen M (2006) Acid reflux treatment for hoarseness; 25 January 2006 in Issue 1, The Cochrane Collaboration. Published by John Wiley & Sons, Ltd.

Ongoing research in Lab

○ Mette Pedersen

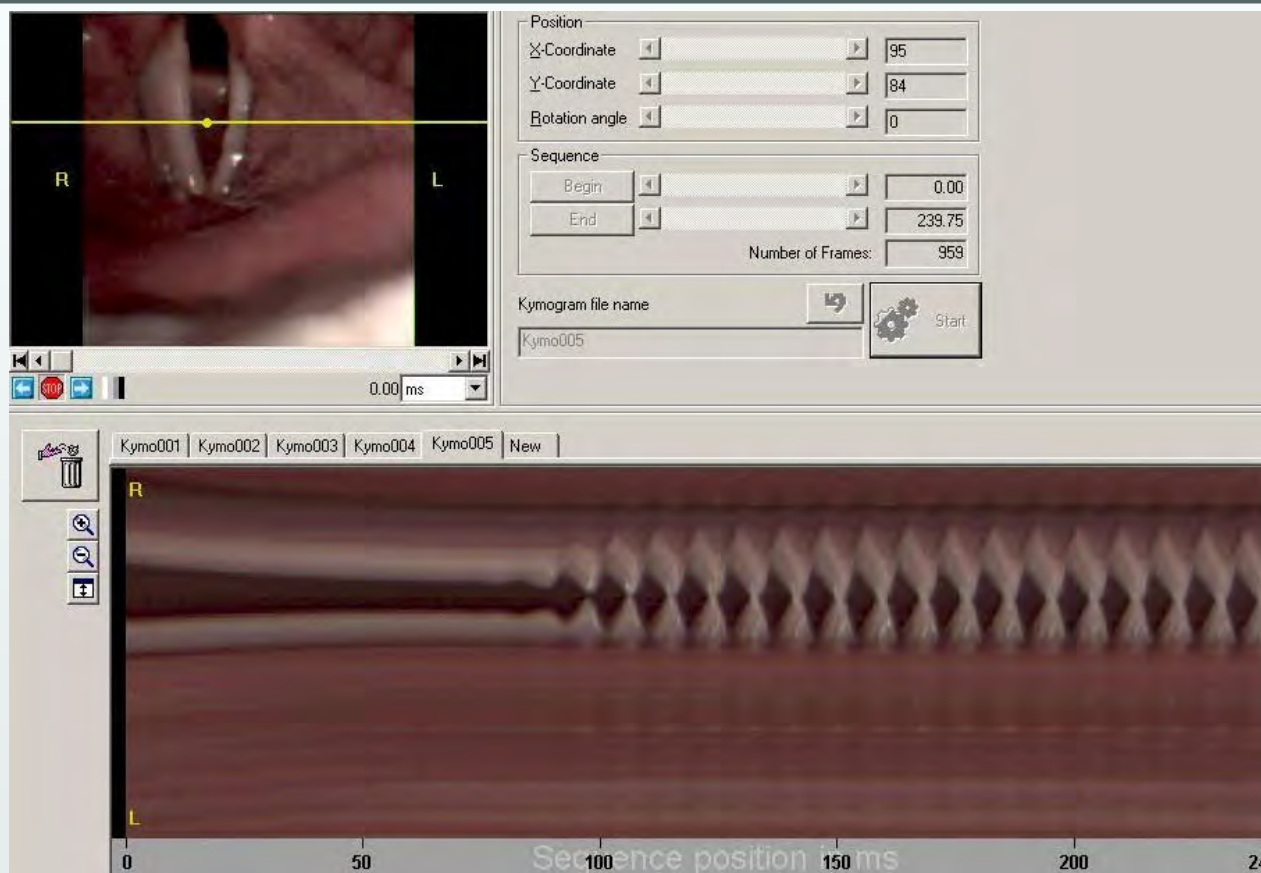
- Daniel Heine Feddersen
- Rune Frederik Hagen Sterling
- Shazleen Rajan
- Roma Yousaf
- Anders Overgård Jønsson
- Christian Frederik Larsen
- Lennart Bo Naurholm
- Aja Guldhammer Henderson
- Joachim Fisker

METTE PEDERSEN

High-Speed Video




High-Speed Kymography



Closure state

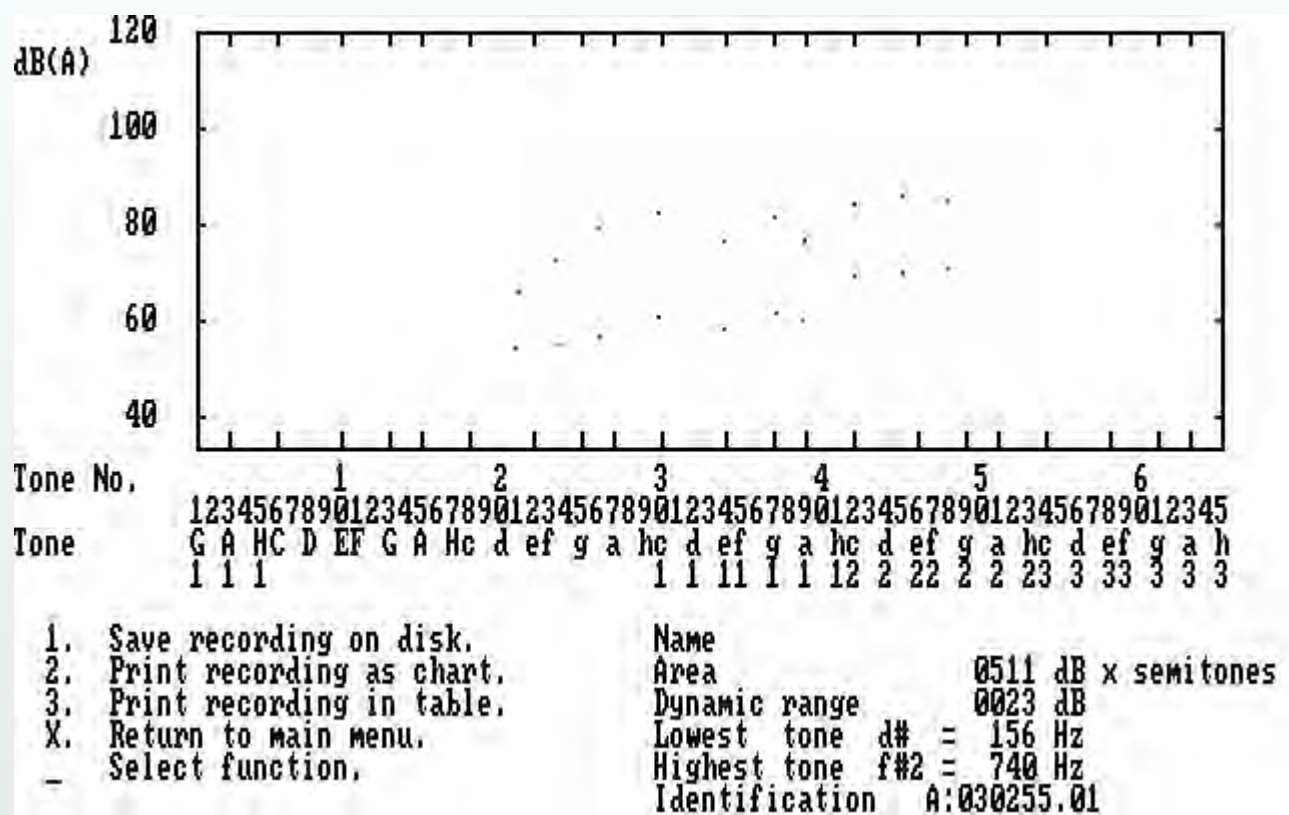


Phonetography - Table

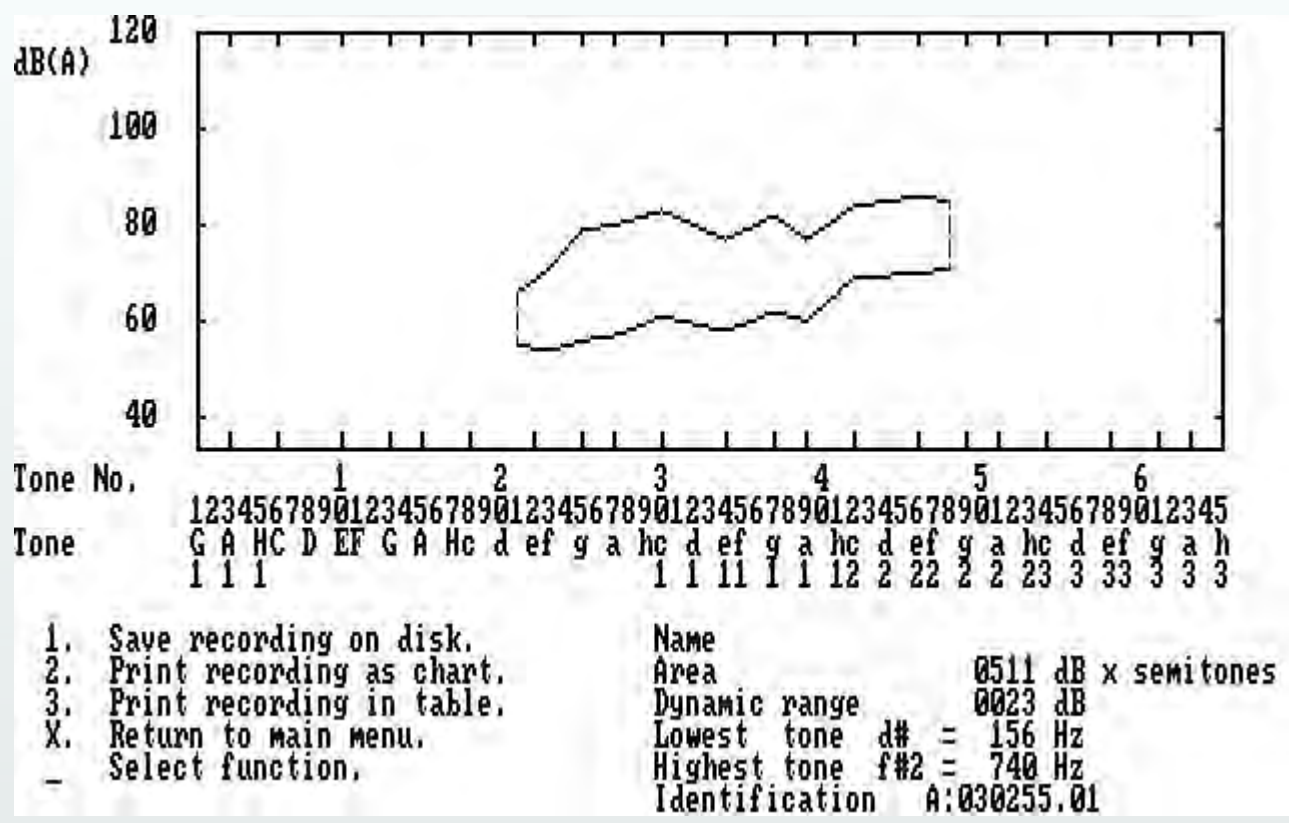


Phonetography - Plots

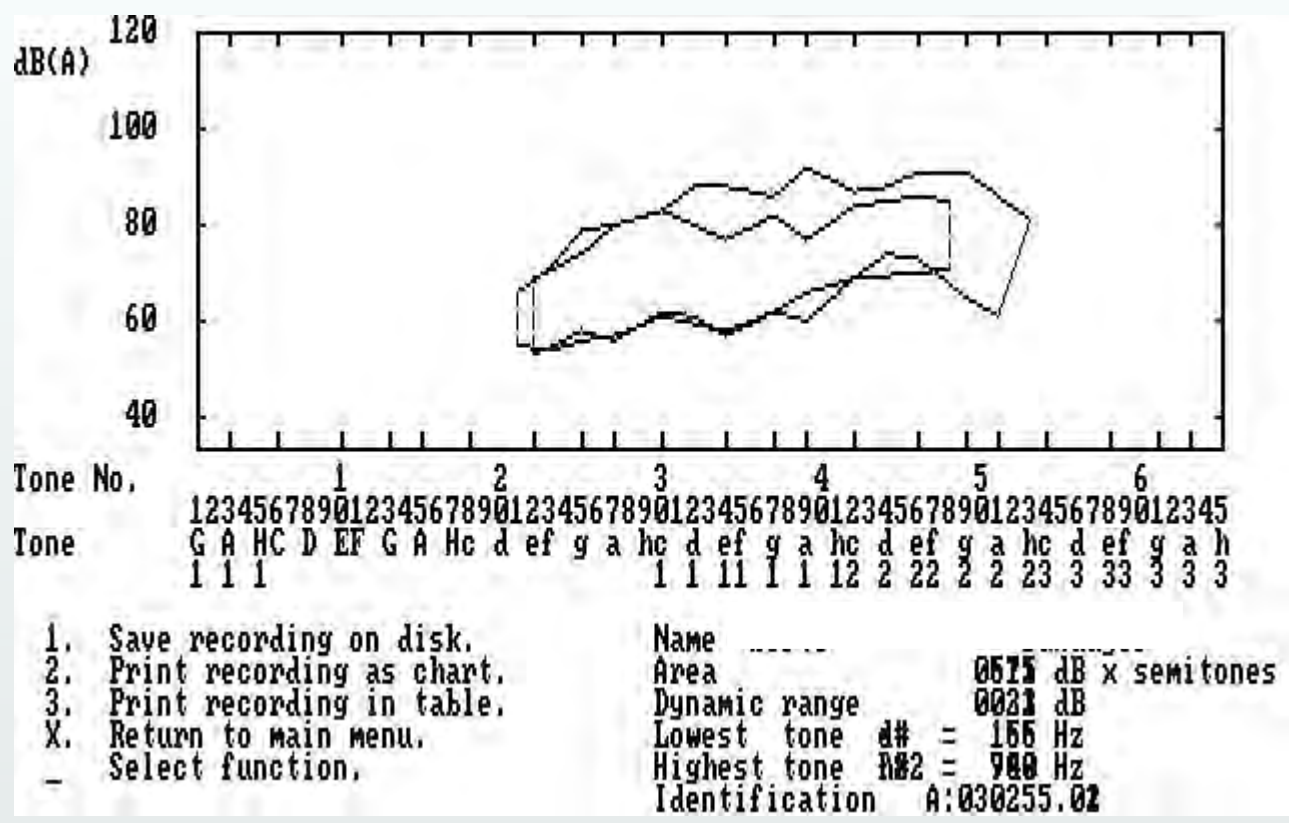
+Airflow at all measures
New instrument (FJ-Electronics)



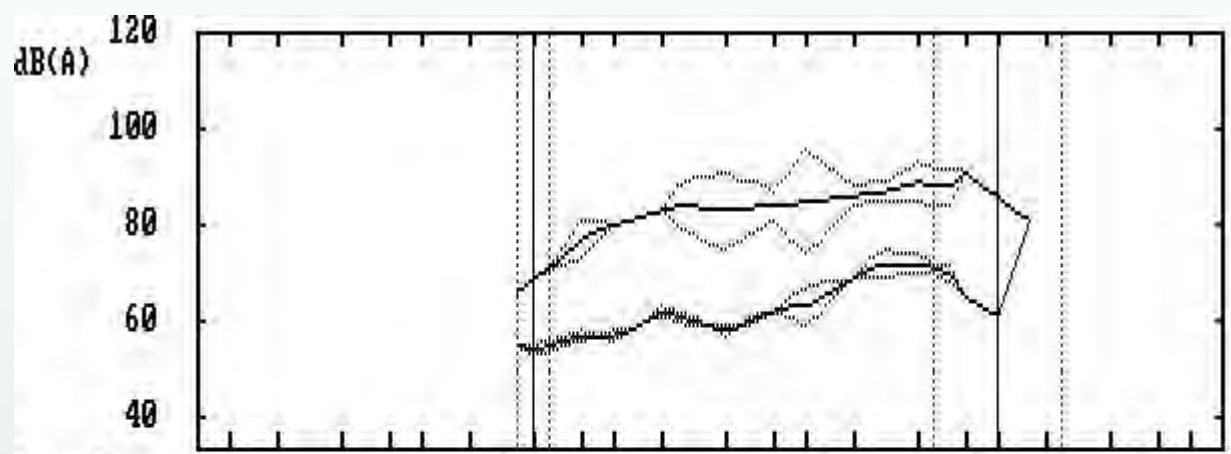
Phonetography – diagram of the voice



Phonetography – 2 compared



Phonetography - Average



Tone No.	1			2			3			4			5			6												
Tone	G	A	HC	D	EF	G	A	Hc	d	ef	g	a	hc	d	ef	g	a	hc	d	ef	g	a	hc	d	ef	g	a	h
	1	1	1										1	1	11	1	1	12	2	22	2	2	23	3	33	3	3	3

- 1. Print statistics as chart.
 - 2. Print statistics in table.
 - 3. Enter headings for chart and table.
 - X. Return to main menu.
- | | |
|---------------|----------------------------|
| Average | Deviation |
| Area | 0593 +- 116 dB x semitones |
| Dynamic range | 27 +- 06 dB |

Select function : _

Database

Første undersøgelse Anden undersøgelse Tredje undersøgelse

- My throat does notfunction Har denne
- Globulus Har denne
- Hoarseness Har denne
- Mucus og need to clear throat Har denne
- Larynx spasms og hick ups Har denne
- Pain eller burning sensation in the throat Har denne
- Dysphagia Har denne
- Continuous dry cough Har denne
- Voice analysis Har denne
- Ary region

Tale

jitter%tale1	12,54
shimmer%tale1	17,92
Qx%tale1	49,92
Fx% irregularity tale1	18,89
Qx% irregularity tale1	53,24

SPEAD

Tone

jitter%tone1	0,31
shimmer%tone1	5,68
Qx%tone1	47,83
Fx% irregularity tone1	0,15
Qx% irregularity tone1	10,57

Misc undersoegelse 1
roxitromysin-metronidazol+clarinase

Laryngoscopy Photo



Nexium 40mg 1 gange dagligt +LifestyleGuidance

Behandlingstype

METTE PEDERSEN

Ary Regions 1-5

from left to right

